

USBGA JUDGES GUIDE BOOK

- I. USBGA OFFICIAL JUDGES REQUIREMENTS
- II. GENERAL JUDGES TRAINING
- III. GENERAL RULES GOVERNING USBGA JUDGES
- IV. USBGA PLEDGE FOR JUDGES
- V. GENERAL GUIDELINES FOR JUDGES IN THE RING
- VI. JUDGING BOER GOATS
- VII. JUDGING BUCKS and GROUP CLASSES
- VIII. DEFINITIONS
- IX. PARTS OF THE BODY-ANATOMY
- X. ORAL REASONS
- XI. SUGGESTED TERMINOLOGY
- XII. EVALUATION OF DEFECTS
- XIII. SCORECARD
- XIV. JUDGING SHOWMANSHIP
- XV. SHOWMANSHIP SCORECARD
- XVI. JUDGING HERDSMANSHIP
- XVII. USBGA JUDGING MARKET ANIMALS GUIDE

Marie Layman

Annette Maze

I: USBGA OFFICIAL JUDGES REQUIREMENTS

A. CRITERIA FOR JUDGES

1. USBGA judges must be a current, individual member of the USBGA in good standing 18 years or older.
2. A USBGA judge must use the terminology of the USBGA South African Boer goat breed standards and guidebook for judging.
3. A USBGA judge must agree to memorize and adhere to the USBGA South African Boer goat guidebook, breed standards and scorecard for judging.
4. A USBGA judge must understand and adhere to all USBGA rules governing USBGA shows.
5. A USBGA judge must be willing to teach official training sessions and educational seminars.
6. A USBGA must sign and agree to uphold all terms of the USBGA pledge of ethics.
- 7. A USBGA judge shall hold no other Boer goat association Judges license.**

II: GENERAL JUDGES TRAINING

This handy pocket sized book has been designed to carry with you to every show you judge.

It is a guide to assist and clarify your placements and to argue any conformation or color faults. Judges ethics will be discussed, conformation, oral reasons, terminology, evaluation of defects and the scorecards.

All other information will be in the official handbook. A reference book that you will keep ringside at all times.

Welcome to the United States Boer Goat Association (USBGA).

The judges training conference (JTC) was designed to teach basic fundamentals of judging Boer goats. To train, select and license those who qualify to judge official USBGA shows.

As was stated on the opening page, "The mission is to promote and improve the Boer goat through pedigree tracking and maintenance by registration." And finally by promoting the Boer goat breed through public display at shows and other events.

All USBGA official shows must be judged by a licensed USBGA judge, as accepted by the USBGA shows and judges committee.

No exceptions or one-day licenses will be granted.

Judges must follow strict adherence to USBGA rules and breed standards. For judging assignments refer to the official handbook about contracts.

When a written agreement between a licensed USBGA judge and a show committee or sponsoring organization exists, both parties are required to perform their respected duties under said obligations.

When either party is unable to perform their contractual agreement, the other party shall be notified immediately with an explanation. Both parties must be mutually agreeable for judge replacement.

Failure to follow these steps shall be grounds for filing an official complaint with USBGA and the official judges committee (OSJC). **Any breaches of USBGA rules will result in severe consequences.**

The USBGA welcomes all association registered animals to participate in our shows.

Upon selection of Champion and Reserve if animals are registered in another Boer goat association those animals are then eligible within 14 days to be registered in the USBGA to receive their Champion or Reserve Champion points in USBGA.

Upon the selection of non USBGA registered Champion and Reserve Champion winners, then all other animals not being registered with the USBGA will be excused leaving only USBGA registered animals to compete for the Official USBGA points for that area of the show.

Upon completion of the ROC only USBGA animals shall be listed as non USBGA animals shall be given a Champion Certificate to be sent in to the USBGA office upon registry to qualify for their winning point.

This action was taken and approved by the BOD to encourage participation by all Association registered animals for the betterment of the Boer goat breed.

III: GENERAL RULES GOVERNING USBGA JUDGES

ETHICS FOR JUDGES

No judge shall knowingly judge any animal that:

- A. Was sold by judge within 90 days before a show
- B. Is owned partially or entirely by any immediate family member
- C. Is owned by an employee or employer
- D. Has any pecuniary interest in (monetary)
- E. Has any supervision over

The judge and or a qualified appointee of judge shall examine all teeth, teats and testicles of all animals in the ring.

Judge shall not be present or read any tattoo/microchip **prior** to selection of champion, reserve or challenge winners.

Judges shall judge all classes in strict accordance with USBGA handbook, judge's guidebook or illustrated guide.

Comparative oral reasons using correct terminology shall be given on all classes. The judge shall conduct themselves as a professional representative of USBGA at all times, at any function.

The judge shall not accept any gifts or forms of entertainment from any exhibitor or show official prior to the show. Only if necessary to reach a show ring or to confer with show officials should judges visit the barns.

Judges shall not advertise or sell their animals or services before or during the course of a show.

The judge of the day shall be the sole authority as to what the tattoo/microchip shall read.

Animal ownership shall not be identified by any means other than (tattoo/microchip) and will be viewed by judge when qualifying said winners. If an animal is micro-chipped the owner must provide reader for Judge to use.

Judge may disregard duplication of tattoo or if individual numbers or letters which in their opinion is the result of a re-tattooing. Registration papers must say the animal was re-tattooed. The judge shall list all tattoo/microchip information on report of champion (ROC).

The judge shall not give private opinion on any animal prior to the completion of the show.

IV: USBGA PLEDGE FOR JUDGES

I agree to adhere to a strict code of ethics for USBGA judges. I will give my oral reasons using terminology from the USBGA breed standards and judges guidebook. I will place all animals in accordance with USBGA breed standards and official judges guidebook. I will work and judge within the rules governing USBGA official shows and hold no other judges license with any other Boer goat registry. I will send the Report of Champions (ROC) to the USBGA office within ten (10) days of judging a show. I will uphold the ethics for judges or suffer the consequences. I agree to perform my obligations according to my written agreements with those who hire me to judge. I agree to answer any complaints that the USBGA/OSJC might receive about me within thirty (30) days of my notification. I agree that any decision of the USBGA/OSJC shall be final and binding upon me, without any further recourse by me.

Insofar as such a decision of the USBGA/OSJC pertains to any complaints filed against me to whether or not I shall be entitled to be issued an official judges license/card by the USBGA/OSJC or to have my present license/card renewed, extended or suspended.

I further agree to indemnify and forever hold harmless the USBGA/OSJC and it's members against all losses, damages, claims and expenses (including court and attorney fees) that may be sustained, incurred or paid out in connection with any claim asserted against the USBGA/OSJC and its members arising out of/or based upon my serving or attempting to serve as an official USBGA judge.

Name: _____

Date: _____

V: GENERAL GUIDELINES FOR JUDGING IN THE RING

- A. Animals should be brought into the ring in a clockwise motion, with the handlers moving animals past Judge and always keeping animal between themselves and Judge.
- B. Set your pattern of ring procedure with your first class. Exhibitors will get the idea and follow your lead.
- C. Once an animal enters the ring, they will count towards official numbers even if they are disqualified or dismissed.
- D. You will become irritated at least once every show. You must always keep your cool and never let anyone know. That is why you have pockets to put your hands in.
- E. Do not hug or show favors to any exhibitor before a show. Walking back to the barn to discuss an animal can only lead to problems, so don't do it.
- F. Try to answer questions from exhibitors as the show goes along. It's easier to answer at the moment than try to remember 7 hours later.
- G. Never count against a percentage animal for incorrect color, ear, pigmentation or curvature of the nose. In percentage animals we are looking for muscling and conformation.
- H. When you receive a written request, respond within (four) 4 days.
- I. Never fly out the night you judge, you cannot pre-determine the length of a show or numbers of animals to be shown.
- J. If you are not confident with your placing of the animals it will be difficult to convince others. Show as much poise as you can, poise and confidence are obtained through hard work and time.
- K. The number of complaints you may get will depend on your competency in the ring.
- L. It is the Judges responsibility to excuse any exhibitor who while in the show ring causes an animal to lose the ability to perform in a natural way. That includes but is not limited to: causing animal to drop to knees, cause breathing interruption which causes seizure like response, or any other violence towards animal which impairs the natural gait or behavior of animal. We encourage all handlers to treat the animal with respect and

to show the viewing public that USBGA members respect and care for their animals.

VI: JUDGING BOER GOATS

The USBGA takes pride in their educational and international programs aimed at improving the Boer goat breed worldwide.

The information in this guidebook is intended to help each judge and breeder who takes this judges training program to understand more about this exciting breed.

You will understand and gain knowledge to help you become more confident and successful in your breeding program. This program is a way to become a certified USBGA judge, as well as aide in any open judging endeavors you may undertake in the future.

Your first responsibility as a future judge is to study this handbook.

Being an official USBGA judge is more of a responsibility than most folks realize. Practice giving accurate oral reasons, know the answers and have this book on you at every show you judge.

If a questionable evaluation arises turn to your handbook to verify your placing. It often assures exhibitors that you conscientiously want to follow the rules.

Make yourself a check list and use it before every show you attend. Be sure you have all the necessary items you will need to complete a successful show. Wear comfortable semi professional clothes. **No shorts, T-shirts w/logos, no tank/tube tops, oversized or baggy pants. No sleeveless blouses or shirts.** Blue, black, khaki or any other professional colored pant/slacks with no holes and not faded are acceptable.

Footwear should be closed toed and closed heeled. Belts are optional, ball caps and sunglasses are permitted in outdoor rings. Hair should be pulled back from face and neatly secured so the goats can't grab it.

Have your tattoo light, extra water, extra ROC, pens and make sure to have your Champion and reserve champion Seals. You will need directions to the fairgrounds or the facility where the show is to be held. Phone numbers for the host committee and senior members are a must if a crisis arises. There are a number of new and young exhibitors so always be kind. They will be hanging on your every word. Something nice can be said about every Boer goat you judge.

And remember Momma said "If you can't say anything nice, don't say anything at all".

Always respect your exhibitors and they will have confidence in you.

VII: JUDGING BUCKS and GROUP CLASSES

For the judge, group classes can present a challenge. At all times uniformity and good type should prevail. It helps to remember where the goats placed in prior classes. With group classes strong, correct type animals with no common weak points or individual weaknesses are the ideal. Animals should be smooth and muscular with high meat to bone ratio, being correctly masculine/feminine. In the dam/daughter and sire/son class parents should exhibit strong, correct type. The daughter/son should have all the strong points of the parent with additional improvements. The goal of the breeder is to always improve the breed. Offspring of inferior type in these pair classes is at a great disadvantage. Full siblings are also at a disadvantage in the get of sire and produce of dam classes. Three (3) mature half siblings have an advantage if showing strong, correct type and no common weakness. The breeder's trio class offers an opportunity for the exhibitor to show his/her ability to breed strong, correct animals.

Thus this class must be bred and owned by the exhibitor. The herd class should contain one (1) strong, correct senior buck, two (2) strong, correct senior does and two (2) strong, correct junior animals, all of which were shown in previous classes.

Overall appearance of correct, uniform animals with a high meat to bone ratio are the key. Smoothness and muscularity are given the advantage. Many times the judge will find one weak animal in the group. The judge must remember that consistency is a key factor in high placing groups. The strength of the group may well be only as strong as the weakest animal within it. To make an outstanding group each animal should be better than average. Remember uniformity is the key ingredient.

VIII: DEFINITIONS

ABORTED DOE – A doe that gave birth to a fetus carried less than 141 days after conception.

AGENT – The person or entity that is granted authority to sign documents on behalf of the registered owner at the time of the event.

BASE DATE – Date used in computing the age of the goat in order to be placed in the correct class.

BREEDER – The registered owner of the dam at the time of conception.

BUCK – An intact male goat.

CHAMPIONSHIP POINT(s) – Term used to describe official championship wins as a basis of awarding US Ennobled Champion status. One (1) point for grand champion of the day or a half (1/2) point for Reserve Champion.

COMBINED JR/SR DOE SHOW – A show for the exhibition of does of all ages.

DAM – Doe whose embryo formed the animal being discussed.

DISQUALIFIED GOAT – Any goat with one or more characteristics listed under “disqualifying defects” in the USBGA official judges guidebook and breed standards. A disqualified goat shall not receive an award but it will count in the numbers once it has entered the ring. It may not be shown in any other class.

DOE – A female goat.

ELITE ENNOBLED EXHIBITION – A special class at an official USBGA show. Two (2) or more animals with two (2) or more exhibitors shall constitute an official class. One (1) point will be awarded to the winner of this class. Only animals with Elite Ennobled status are eligible to challenge.

EXHIBITOR – The owner(s) whose name appears on registration papers or stamped duplicate.

FUNCTIONAL TEAT – A teat with an orifice (opening) in it.

HANDLER – The person who shows the goat in the ring.

HEELER – The person who may assist with showing an animal.

JUDGES TRAINING CONFERENCE – A course that teaches hands on evaluation of the Boer goat.

Judge candidates will be taught to place animals according to the USBGA breed standards and judges guidebook and give accurate oral reasons for such placing.

The USBGA judge/instructors will determine if the criteria has been met. Candidates will be required to place animals and give accurate oral reasons and may be required to disqualify an animal and give reasons for such as per the USBGA standards and guidebook.

A written test will also have to be passed. A committee of official USBGA judges will have the sole discretion whether a candidate will obtain an official judging license.

JUNIOR BUCK SHOW - A show for the exhibition of bucks under 12 months of age.

JUNIOR DOE - A doe that is 24 months or younger that has never produced offspring by natural birth.

JUNIOR DOE SHOW – A show for the exhibition of does 24 months under and have never produced offspring by natural birth.

OFFICIAL DIVISION – A show division in which classes have at least 10 animals entered, by at least two (2) exhibitors and on site available for presentation.

OFFICIAL POINT (S) - Point(s) awarded to an animal in recognition of an official division championship or champion challenge. Reserve Champion winners will be awarded a half (1/2) point towards their needed points toward Ennlement.

OFFICIAL SHOW – Show approved by the OSJC whose host conducts said event in accordance with the applicable rule/policies set here within.

OPEN SHOW - Show open to all exhibitors.

OSJC – Official Show and Judges Committee, a committee type of the USBGA.

OWNER – Person/partnership who is listed on registration papers.

PRE-TRAINING CONFERENCE – (PRE-TC) Basic information on evaluating Boer goats in herds as well as the show ring using USBGA breed standards and judges guidebook.

The course covers breed standards, guidebook, and goat anatomy as well as the judges' code of ethics.

You will receive a study guide for the written test. A question and answer session will follow the written test.

REPORT OF CHAMPIONS – The official document of the USBGA used to record show information at official shows. It contains the date, type of show, winning animal's names and registration numbers, tattoo/microchip info, number of animals in each division, total judged, location of show and all required signatures.

RESTRICTED SHOW – Show that limits as to who may exhibit.

Such as "county only residents, youth only show". A person who has been restricted in participation, per club or fair will not make that show a restricted show.

SENIOR BUCK SHOW – Show for the exhibition of bucks 12 months or older, and who have progeny registered.

SENIOR DOE – Doe that has kidded (produced offspring) by natural birth, not including embryo transfers.

SENIOR DOE SHOW – Show for the exhibition of does that have kidded.

SHOW DIVISION – Group of classes linked by a common characteristic (i.e. age, breed type, eligibility, junior/senior).

SHOW PRODUCER – Person appointed by the OSJC to perform duties required for putting on an official USBGA show.

SIRE – Buck whose sperm fertilized the egg that produced animal being discussed.

US ELITE ENNOBLED CHAMPION – An animal having qualified as an US Ennobled Champion that has eight (8) or more points, which at least two (2) were derived by a champion challenge win or a division champion at a national venue. These points must be earned under at least three (3) different USBGA judges.

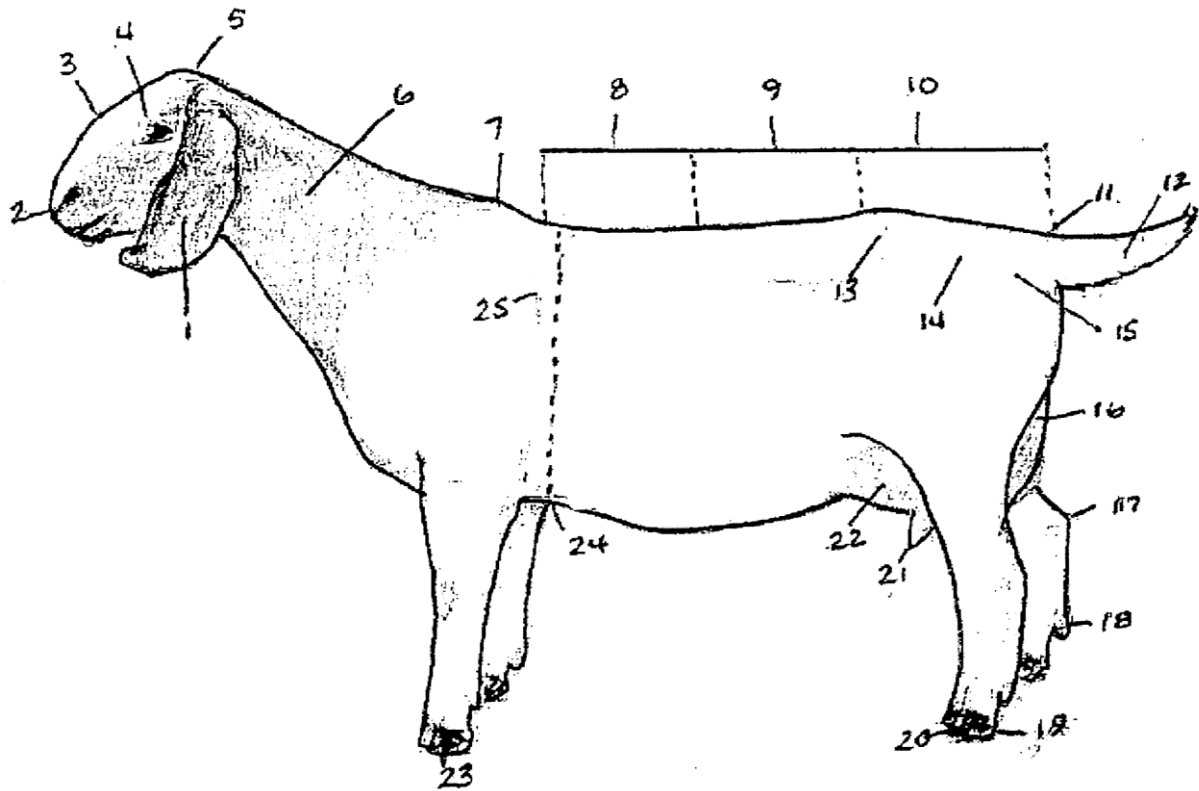
US ENNOBLED CHAMPION – The winner of four (4) or more official points. Two (2) of which were earned under two (2) different USBGA judges, with one (1) won in the senior division competition.

WETHER – A male goat that has been neutered.

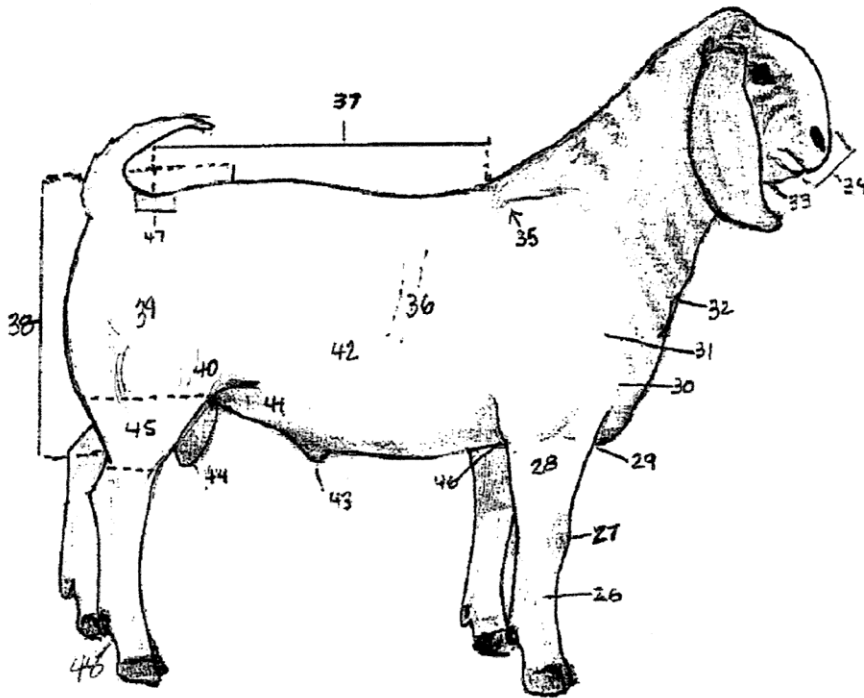
YEARLING DOE SHOW – Show for the exhibition of doe's 12 to 24 months of age. Doe's not to have produced offspring by natural birth, but may be currently gestating.

YOUTH SHOW – Show that restricts the exhibitors to those who are 19 years or younger.

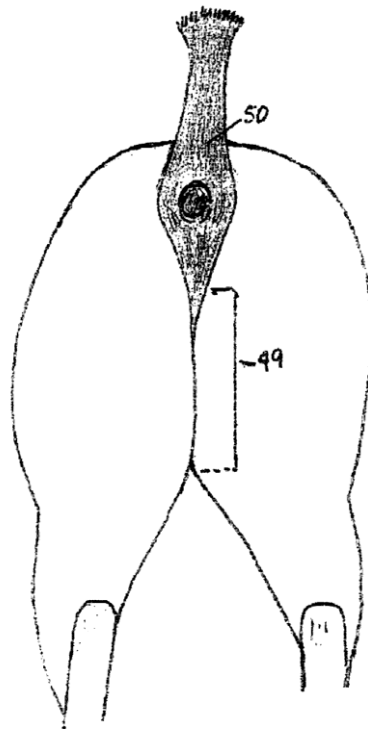
X: BODY PARTS/ANATOMY



1. Ear
2. Nostril
3. Bridge of Nose
4. Eye
5. Poll
6. Neck
7. Withers
8. Chine
9. Loin
10. Rump
11. Tail Head
12. Tail
13. Hips
14. Thurls
15. Pins
16. Rear Udder
17. Hock
18. Dew Claw
19. Heel
20. Toe
21. Teat
22. Udder
23. Hoof
24. Heart Girth
25. Crops



- 26. Cannon Bone
- 27. Knee
- 28. Fore Arm
- 29. Chest Floor
- 30. Brisket
- 31. Point of Shoulder
- 32. Neck Fold
- 33. Dew Lap
- 34. Muzzle
- 35. Shoulder Blade
- 36. Ribs
- 37. Topline/Back
- 38. Hindsaddle
- 39. Thigh
- 40. Stifle
- 41. Flank
- 42. Barrel
- 43. Sheath
- 44. Testicles/Scrotum
- 45. Shank
- 46. Point of Elbow
- 47. Back Fat



- 48. Pastern
- 49. Twist
- 50. Pigmentation

ORAL REASONS

Oral reasons are an organized, comparative set of statements that clearly depict differences between animals. Oral reasons are not to be descriptive or negative in nature. Effective oral reasons are composed of accurate observation of the animal, proper terminology, organization of reasoning, confidence and ring presence. Reasons and placements are based upon USBGA breed standards and the official judge's guidebook. Personal preferences should have no place in the placing of the animals. You should be judging the animal and not the handler/owner. Most up to date breeders know where they will stand when they are in the ring.

A. ACCURACY OF OBSERVATION

Evaluate each animal according to the USBGA breed standards and defects. Each judge must learn to do a quick, effective, and complete analysis. An ability to see the animal in parts or sections along with the whole animal will greatly speed up this process. Remember that the exhibitor has spent considerable time and effort in the presentation of their animals.

Therefore, give each animal careful consideration.

The judge must set the pace for the show. Do not drag the process out so long that the handlers and the spectators become bored and lose interest. Likewise, don't make a race of it either. Courtesy and logical time management must be used. Stay with the same type until logical reasons require a change.

B. PROPER TERMINOLOGY and ORGANIZATION OF REASONS

Oral reasons require the use of specific terms relating to the area of two animals being compared. Therefore, accurate and complete knowledge of anatomy of the Boer goat and the terms are essential for a good set of reasons.

Also this must be coupled with an understanding and application of terms used in the USBGA breed standards and judges guidebook.

An example of this is: blending of the neck into the shoulders. This statement denotes a specific area of anatomy along with a breed standard concept of a correct smoothness in that area. Thus, the correct terminology has presented an accurate point of difference. If the judge jumps from an area or animal to other areas or animals they will lose creditability as well as confusing the exhibitor and the spectators.

First state your class being placed; I am placing this class of 3 to 6 month old doelings.

Second, a judge should state where the placement is being started.

Starting with the doe to my left.... She demonstrates a greater strength in back and hindsaddle”.

Third the judge should state a major category, “In general appearance she blends more smoothly from neck into the withers or has a greater meat to bone ratio in the shoulder area.” When finished with that category the judge should have painted a picture of the first place animal having a stronger, meatier shoulder assembly than the second place animal. While standing in second, two must yield to three a more correct set to the rear legs when viewed from the rear, being wider between the hocks. By using the proper terminology, categories, reasons within a category and yields a judge can build a very organized and easily followed set of oral reasons. When the last animal is reached in the class a comment should be given about a correct part of the animal.

Remember to never state that the animal in the end of your line is “LAST”. Every exhibitor is proud of their animals and as judges it is our job to give them and their animals respect by stating that my 6th place doe is to be commended for.....

C. CONFIDENCE

The judge must speak in such a manner as to hold the attention and understanding of the exhibitors and the spectators. Speak directly into the microphone (if provided) in a clear, normal tone of voice.

Do not rush your reasons.

Speak slowly and avoid a high pitched or rapid rate of speech. The judge’s voice must convey the confidence they have in the placement and the reasons for the placement. Long pauses, catch phrases and stammering are all an undermining factor in a confident set of reasons. Please be forceful enough to convince people why you placed the animals where you did.

D. RING PRESENCE

People begin to evaluate the judge as soon as they are seen.

The judge must present a neat, clean, professional appearance. This must be portrayed at all Boer goat events attended. From the top of the head to the toe of the shoe should convey a professional competency.

Always follow the rules governing judges.

Know all of this material. It will guide the judge to behave in a professional manner.

A hot tempered smart aleck that is only in the ring to show how great they are will soon be despised and carry no creditability. A judge should never lose their temper or be cruel to anyone while in the ring.

You represent the USBGA. Be professional at all times. The judge is also further evaluated by the way they go about their business.

XI: SUGGESTED TERMINOLOGY

The intent of this section is to aid the judge with clear, concise, comparative statements, to compile their oral statements. To help draw attention to the major categories and the sub categories to compile understandable reasons to help the exhibitor and the spectators see the animal. Descriptive statements should be avoided. Grants or yields should be done only when a glaring comparison arises. For giving good reasons select terms, phrases and word combinations from the scorecard as often as possible.

A. General Appearance

- a. More masculine/feminine
- b. Symmetry of form (balance)
- c. Strong bone
- d. Defined wedge shape
- e. Walks with more impressive style, powerful carriage

B. Head Neck and Breed Character

- a. Demonstrates more correct breed character
- b. Exhibits greater curvature and boldness of nose
- c. More desirable length and shape of ears
- d. Neck more balanced in size and appearance
- e. More correct size and width between horns
- f. Thicker/leaner in the neck
- g. Neck blending more smoothly into shoulders
- h. Correctly aligned bite

C. Color

- a. Ideal white with red head and ears
- b. More desirable pigmentation of the skin
- c. Ears having at least 50% red color
- d. More desirable/correct color

D. Size, Condition and Development

- a. Shows superior growth and muscle development
- b. Well muscled
- c. Smoothly covered and firmly fleshed
- d. Skin loose and pliable
- e. More desirable back/tail head fat
- f. More desirable size compared to age

E. Front End Assembly

- a. Strong set to shoulders
- b. Width and depth to brisket
- c. Withers slightly rounded
- d. Fuller at the point of elbow
- e. More balanced/smooth in the shoulder
- f. Legs set more ideally under the withers

F. Back, Hindsaddle and Rump

- a. Stronger more level/wider/muscling of the loin
- b. Exhibits more overall strength/levelness of the top line
- c. Smoother blending of the withers into chine/ chine into loin/ loin into rump
- d. Exhibits more length/width/muscling over the top line
- e. More nearly level from hips (hooks) to pins
- f. Has a greater muscle expression
- g. More desirable in the tail set
- h. More desirable in length and slope to rump

G. Legs, Feet and Pasterns

- a. Greater overall width/muscling of hindsaddle
- b. Greater definition of muscling in the thigh
- c. Shorter in the shank
- d. Deeper/fuller/longer in the twist
- e. Fore/rear legs set wide apart
- f. Cleaner/more correct/smooth in the knee/stifle/hock
- g. Stronger/more correct angle to the pasterns
- h. More correct shape and size to hindsaddle
- i. More desirable set/squareness to rear legs when viewed from rear
- j. More desirable angulations of rear leg when viewed from the side
- k. Tighter in the toes
- l. Bones clean and strong
- m. Walks/tracks more correctly with toes pointed forward
- n. Travels wider in the front/rear
- o. More desirable in the covering of the hindsaddle

H. Body Capacity

- a. Greater overall body capacity
- b. Exhibits greater spring of rib/barrel
- c. Greater width/depth throughout
- d. Deeper in the heart girth carrying back into the flank
- e. Greater meat to bone ratio
- f. More desirable muscling of the forearm/shank

I. Reproductive Organs

- a. More desirable number of teats
- b. More desirable size/set to teats
- c. Exhibits a greater reproductive correctness (this statement should be used in placements that involve a disqualifying defect)
- d. More desirable division of the testicles
- e. Testicles more desirable in size
- f. Testicles that twist less when moving
- g. Testicles fully descended
- h. Udder more tightly attached fore/rear/sides
- i. More desirable medial suspensory ligament
- j. More evenly balanced udder
- k. Udder free of excess scar tissue

XII: EVALUATION OF DEFECTS

USBGA: SOUTH AFRICAN BOER GOAT BREED STANDARDS

A. General Appearance

The Boer goat is a meat animal and as such the general appearance should give the impression of size and strength. The bucks should be substantially larger than the does with a broad chest, strong back and smooth muscled hind saddle. The head should be broad with a convex nose and horns that curve back (if they have horns). Does should also exhibit these characteristics but with a feminine appearance. Overall appearance should be a strong well built meat producer.

B. Head Shape and Color

The Boer goat should have a strong head with soft eyes. A desirable head should have a smooth, continuous, convex curve from the nose to the apex of the horn. Horns should be round, dark colored and moderately to widely spaced. Animals may have their horns removed with no discrimination shown against them. Ears are to be flat and hang smoothly against the side of the face, avoiding the eyes. The bottom tip of the ears may be folded. The jaw must fit well with the molars sealed. A totally red head or a red head with a

white blaze or spot is ideal. The red may range in shade from light to dark, although orange, brown or reddish black will be accepted. The minimum color requirement for breeding stock should be a patch of red at least 40% on both sides of the head, excluding the ears. Both ears should have at least 75% red coloring to be ideal, however 50% is acceptable as long as there is at least 75% overall pigmentation of the head area.

Slight To Serious Defects

1. Horns to straight/ to flat or to close together
2. Pointed jaw or pinched jaw
3. Stiff, protruding or ears that are too short
4. Lacking color on head
5. Folded ear where ear canal is not closed (uterine molding)

Very Serious Defects

1. Concave forehead
2. Folded ear where ear canal is involved and partially closed (inherited)
3. Overshot or undershot jaw

Disqualifications

1. Blue eyes
2. Crooked face

C. Front End Assembly

The neck in bucks should be well fleshed and of moderate length in proportion to the length of body. Does should have a more feminine extension of the neck. The breastbone should be wide and deep into the brisket. The shoulder should be wide and smooth across the top to demonstrate volume and rest flush against the withers. The front end assembly should be of sufficient height and slightly elevated over the back.

Slight To Serious Defects

1. Loose, winged or slightly open shoulders
2. Narrow chest or pinched heart girth
3. Neck too narrow or short in correlation to body mass
4. U neck in bucks/does

Very Serious Defects

1. Severely open or loose shoulders
2. Protruding breastbone

D. Back, Hindsaddle And Rump

Back should be broad and long. A slight dip behind the withers is permissible to allow rotation. The loin should be long, wide, and be well covered. The rump should be long and slightly level. Hindsaddle should have good extension to fully fleshed thighs. Thighs should be round, well muscled and extend far down the back leg. Pin bones should be wide apart and well placed. The tail must be straight where it grows out of the dock and swing freely.

Slight to Serious Defects

1. Loin too narrow or short or lacking in cover
2. Lacking length or covering throughout
3. Wry or broken tail
4. Pin bones too narrow

Very Serious Defects

1. Sway back
2. Steep rump
3. Flat hindsaddle or rump
4. Severe break or dip behind the withers

E. Legs, Feet and Pasterns

Front legs should be straight and long enough to give sufficient height to the front end assembly. The front leg should fall directly under the withers giving prominence to the brisket. Fore legs and shank should show sufficient cover of muscling. Back legs should be set wide apart and straight when viewed from the rear with clean hocks. A good balance between bone refinement and strength is essential. The rear legs should be nearly perpendicular from hock to pastern when viewed from the side. Pastern should be of short to medium in length. Hooves should be black. Feet should be strong with tight toes pointed directly forward with deep heels with a uniform depth from the heel to toe. Animals should track with sufficient width between the legs both fore and rear.

Slight To Serious Defects

1. Knees too close
2. Enlarged knees
3. Legs too fleshy or too thin
4. Weak pasterns

Very Serious Defects

1. Turned out or crooked feet
2. Hind legs too close together
3. Sprung pasterns

4. Buck knees
5. Shank to long
6. Sickie hocks

F. Skin and Coverings

A loose and supple skin with sufficient chest and neck folds, especially on bucks is essential. Eyelids and hairless parts must be pigmented. The hairless skin under the tail should have 75% pigmentation for stud purposes with 100% being ideal. The body hair should ideally be white, but 20% spotting or color in the hair is permitted. Solid colors other than white (does not pertain to percentage does) will not be discriminated against. A limited amount of winter down will be tolerated during winter months.

Slight To Serious Defects

1. Skin to tight
2. Coarse hair texture
3. Hair to long
4. Does with less than a 50% pigmented tail

Very Serious Defects

1. Bucks with less than a 50% pigmented tail
2. Pink eyelids
3. Pink tail on does
4. Skin to lightly pigmented

Disqualifying Defects

1. Pink tail on buck
2. Solid white bucks or does (except percentage does)

G. Reproductive Organs

The does should have a well-formed mammary system. It should have good attachment with no more that two separated functional teats per side. Ideally does should have one functioning teat per side. The bucks should have two large well-formed equal sized testes in a single scrotum. The apex of the scrotum should have a split no longer than 1 inch (2.5 cm). Circumference of the scrotum varies with age. A yearling buck should have a circumference of 10 inches (25. cm) a two year old buck should have a circumference of 12 inches (30.5 cm). Teat structure on bucks should consist of no more that separated teats per side. The ideal is one teat per side.

Slight to Serious Defects

1. Testicles that twist when buck walks
2. Double (2) orifices in a non split teat

Very Serious Defects

1. More than two teats per side on a doe
2. Small or abnormal testicles
3. Scrotal split more than 1 inch (2.5 cm)

Disqualifying Defects

1. More than two teats per side on bucks
2. Split teat with two distinctly separated milk ducts divided less than 75% on bucks/does
3. Bunched or cluster teats on buck/does

The South African Boer goat breed standards given above are complete as written. However, these breed standards may be revised as necessary to adequately describe the true breed characteristics of the Boer as the breed evolves.

The severity of the defect is correlated to the effect it has upon the genetic strength, longevity and meat production of the animal. Because of his ability to produce and thus impact a greater number of offspring, all defects are considered more serious in a buck. In both breeding and judge's placements, defects must be considered. Senior and junior does are to be evaluated identically for general appearance and body capacity giving due regard to the advantage or structural correctness maintained into maturity. In junior does slightly more emphasis should be put on chest than the barrel. So consider the defects as to how the goat goes about its life getting to food, breeding and caring for its young.

SEE USBGA JUDGES GUIDE INSERT FILE FOR SCORECARD

XIV: USBGA JUDGING SHOWMANSHIP

One of the most rewarding judging assignments is judging youth. With this comes a great responsibility because young people are our future. Judges must make an impression on them for they are in a pivotal point in their lives as whether or not they will continue with Boer goats. Now being a teacher is the key factor. The job of selecting animals for conformation is focused upon how the animals are being shown, cleanliness and condition.

Questions are now being asked about the Boer breed as to conformation, color, proper terminology, defects, health and breeding. Showmanship is a learning experience as to how the Boer should be exhibited.

The minute the showmanship exhibitor enters the ring evaluate presence, control and observation of situation. Note the appearance of the show person, correct shoes, clothes clean and presentable, proper collar on goat and attitude. Next notice the condition of the animal, is it clean, has the proper clipping been done, and the hooves trimmed. Now it's time to put the children to work. The best showman shows their animal at all times.

Animals should enter the ring in a clockwise motion at a normal walk. Exhibitors should be on the left side of the goat, holding the collar with the right hand, unless the judge is on the outside of ring. Animals should respond quickly and lead readily. At no time should the exhibitor be between the judge and the goat. Exhibitor should never cross in back of the goat. Exhibitors should at all times be alert, courteous and maintain proper space between animals.

After a trip or two around the ring begin lining up side by side. This is an excellent time to check cleanliness of animal and exhibitor. Make notes as to who moves out quickly and as inconspicuously as possible. Constantly fussing over an animal means the exhibitor has not been working on control. After each exhibitor has been evaluated in this placing have them change places in line. Have them walk by twos out of the line and back into place. You can also line them up head to tail and ask to move to a different spot in line. Have them change animals and perform the above. When they have an unfamiliar animal ask them a point of structure they like or dislike. Test their knowledge as in correlation to their age. The best showmen will always show their animals and not themselves. Always encourage and educate when working with youth. Lasting impressions are easily made. Showmanship classes should be an enjoyable learning experience. Sportsmanship and healthy competition are vital to a positive learning experience. Always laugh with and not at young people. And always remember the most important person in the ring is the one you can help the most.

XV: USBGA SHOWMANSHIP SCORECARD

	Points
A: APPEARANCE OF ANIMAL	40
CLEANINESS: 10 points Animal shall be clean and free of stains as possible. Special attention should be given to legs, feet, under the tail, nose and ears.	
CONDITION AND THRIFTINESS: 15 points Animal shall be of proper size and muscling for age, showing normal growth. Neither too fat or too thin, hair coat should reflect proper nutrition.	
HAIR, HOOVES AND HORNS: 15 points	
B: APPEARANCE OF EXHIBITOR	10
Exhibitors clothes should be clean and neat. Dark pants (blue or black) with no holes. A long dark skirt for girls is acceptable. A red, white or blue sleeved blouse or shirt is preferred. Closed toe/heel shoes are required.	
C: EXHIBITION IN THE RING	50
LEADING THE ANIMAL: 10 points Equipment should include a correctly fitted collar and/or short lead rope/loop. Enter the ring in a clockwise direction walk normally with the animals head held slightly elevated, collar/lead in right hand. The goat is always between you and the judge. The goat should walk and stand quietly.	
POSING AND SHOWING: 15 points The object of the exhibitor is to present his/her goat without drawing attention to themselves. Do not stare at the judge or fuss over an animal. Maintain a courteous distance between animals and be alert at all times. Do not cross behind or step over the goat or change lead hands behind back. Animal should stand in a normal position. The fore legs should fall directly beneath the withers and the rear legs should be placed squarely under the animal. Exhibitor may stand or kneel (knees may not touch the ground) and keep an eye on where your judge is. When stepping the animal ahead, tug lightly on the collar. If animal misbehaves lead it forward and circle back through the line and back into position. When judge is observing the line up and an animal moves out of position replace it as quickly and inconspicuously as possible. In a head to tail line lead the animal out on the side of the judge and move up or down the line where told to go. Go through the line and back into place. Others should make room for you by leaving line on the opposite side of the judge make a U-turn and return to the line. In side by side walks keep the two animals as close together as possible and pace yourself with the other person.	
SHOWING ANIMAL TO BEST ADVANTAGE: 15 POINTS Exhibitor should know how to recognize conformation faults of the animal being shown. Exhibitor may be questioned about his/her knowledge of proper terminology, anatomy, breed standards, scorecards and evaluation of defects.	
POISE, ATTITUDE AND ALERTNESS: 10 POINTS Three words that are desired in a show person. The exhibitor should always display their animal the whole time they are in the ring. Be very aware at all times of where the judge and the other exhibitors are. But don't stare and be as inconspicuous as possible. The exhibitor should have an attitude of healthy competition and sportsmanship always respecting others.	
TOTAL POINTS	100

XVI: USBGA HERDSMANSHIP SCORECARD

A: EXHIBITOR ATTITUDE AND APPEARANCE		20
EXHIBITOR NEAT, CLEAN AND APPROPRIATELY DRESSED:	5 points	
EXHIBITOR FRIENDLY, COURTEOUS AND KNOWLEDGABLE:	5 points	
Exhibitor should be able to meet public and answer questions about Boer goats, showing and the exhibit.		
B: PREPARATION OF EXHIBIT		40
PENS CLEAN WITH FRESH BEDDING, WATER AND FEED:	10 points	
Buckets and feeders attached to pens.		
ANIMALS COMFORTABLE AND SAFELY PLACED IN PENS:	10 points	
AREA ATTRACTIVELY DECORATED AND NEAT:	10 points	
APPROPRIATE SIGNS:	5 points	
ATTRACTIVE COLOR SCHEME:	5 points	
Tack boxes, hay bags, water buckets and grooming stands.		
C: CARE OF THE EXHIBIT		40
GOATS ARRIVE CLEAN, WITH TRIMMED HAIR AND FEET:	20 points	
WALKWAYS AND STALLS KEPT NEAT AND CLEAN AT ALL TIMES:	10 points	
ATTRACTIVE AREA:	10 points	
All feed and equipment neatly stored when not in use.		
	TOTAL POINTS	100

XVII: USBGA MEAT GOAT GUIDE

The purpose of the meat goat judging guide is to aid in the selection of structurally correct sound meat goats with high meat to bone ratio. Also to improve the consistency of terminal meat goat placement in the show ring.

SIZE, CONDITION AND DEVELOPEMENT: 16 Points

Preference is given to animals exhibiting superior growth and muscle development according to age. Animal should have an even covering of firm flesh without excess fat. Animal must exhibit a healthy appearance being alert. Eyes are to be bright and clean, loose pliable skin is a must.

HEAD AND NECK: 6 Points

Head should be strong, wide and have depth to the jaw. Bite should be aligned for optimal feed consumption being neither under/over shot. Neck should be in proportion to the body in size and demonstrate muscling with a thick base that blends smoothly into the shoulders.

FRONT END ASSEMBLY: 10 Points

Shoulders should be strong, wide and well muscled with an even covering of firm flesh. Shoulder blades should be set smoothly against the chest wall and withers. Withers should be rounded and barely defined while blending smoothly

into the area of the spine, crops and ribs. The brisket should be broad, deep and proportionally strong.

BACK AND RUMP: 16 Points

Back should be strong, wide, straight and nearly level with a smooth, even covering of firm flesh. The loin should be long, wide and well covered. Rump should be long, broad and slightly sloping. The hips (hooks) should be wide apart and level with the back. The thurls should be set wide apart as the pins. Tail should set slightly above the pins, swing freely and have less than 3/8" fat at the tail head.

HINDSADDLE: 16 Points

Hindsaddle should be wide, deep and demonstrate smooth, firm, well defined muscling. The thigh muscle should extend well down the hind leg resulting in a short shank. This muscling should result in a deep, wide twist when viewed from the rear and an outward curving of the thigh when viewed from the side.

LEGS, PASTERNS AND FEET: 14 Points

Hind legs should be medium in length, set wide apart and be nearly straight when viewed from the rear. Hind legs should be nearly perpendicular from hock to pastern when viewed from the side. Fore legs should be medium length, wide apart, straight and strong. Bones should be clean, round and of adequate density to support weight. Pasterns should be short to medium in length and strong. Feet should be sound and correctly support the weight of the goat. All joints should be clean and move freely. Animal should track wide in the fore and rear with all toes pointed forward.

HEART GIRTH: 12 Points

Heart girth should be large with both width and depth. Fore ribs should be well sprung. Width must be displayed between the front legs in the chest floor. A fullness at the elbow is desired with less than 3/8" fat behind the elbow.

BARREL: 10 Points

Barrel should have well sprung wide spaced ribs and strong support from front to rear. It should blend smoothly into a deep, strong flank.

TOTAL POINTS 100